

GHP610(W)/611(W)/620(W)/621(W) Firmware Release Notes

Table of Content

Table of Content.....	1
FIRMWARE VERSION 1.0.1.67	4
PRODUCT NAME.....	4
DATE	4
FIRMWARE FILE INFORMATION	4
ENHANCEMENT	4
FIRMWARE VERSION 1.0.1.64	5
PRODUCT NAME.....	5
DATE	5
FIRMWARE FILE INFORMATION	5
BUG FIX	5
FIRMWARE VERSION 1.0.1.62	6
PRODUCT NAME.....	6
DATE	6
FIRMWARE FILE INFORMATION	6
ENHANCEMENT	6
FIRMWARE VERSION 1.0.1.61	7
PRODUCT NAME.....	7
DATE	7
FIRMWARE FILE INFORMATION	7
ENHANCEMENT	7
BUG FIX	7
FIRMWARE VERSION 1.0.1.60	8
PRODUCT NAME.....	8
DATE	8
FIRMWARE FILE INFORMATION	8
ENHANCEMENT	8
BUG FIX	8
FIRMWARE VERSION 1.0.1.54	9

PRODUCT NAME.....	9
DATE	9
FIRMWARE FILE INFORMATION	9
ENHANCEMENT	9
BUG FIX	9
FIRMWARE VERSION 1.0.1.49	10
PRODUCT NAME.....	10
DATE	10
FIRMWARE FILE INFORMATION	10
ENHANCEMENT	10
BUG FIX	10
NEW FEATURES OVERVIEW	10
<i>ACCOUNT SHARING</i>	10
<i>ENABLE IVR</i>	12
FIRMWARE VERSION 1.0.1.37	13
PRODUCT NAME.....	13
DATE	13
FIRMWARE FILE INFORMATION	13
ENHANCEMENT	13
BUG FIX	13
NEW FEATURES OVERVIEW	13
<i>REDIAL EXPIRATION</i>	13
<i>PNP SERVICE</i>	14
<i>LOCAL CALL FEATURES</i>	14
FIRMWARE VERSION 1.0.1.33	16
PRODUCT NAME.....	16
DATE	16
FIRMWARE FILE INFORMATION	16
ENHANCEMENT	16
BUG FIX	16
NEW FEATURES OVERVIEW	16
<i>ENABLE BASIC SETTINGS IN IVR</i>	16
<i>NAT TRAVERSAL</i>	17
<i>STUN SERVER</i>	17
FIRMWARE VERSION 1.0.1.29	18
PRODUCT NAME.....	18
DATE	18

FIRMWARE FILE INFORMATION 18

FIRMWARE VERSION 1.0.1.67

PRODUCT NAME

GHP610(W), GHP611(W), GHP620(W), GHP621(W)

DATE

7/10/2024

FIRMWARE FILE INFORMATION

- Firmware file name: ghp610fw.bin

MD5: 623d350534acae5b92b6346da0cdbc30

ENHANCEMENT

- Improved Device Web UI tooltips
- Improved Device security

FIRMWARE VERSION 1.0.1.64

PRODUCT NAME

GHP610(W), GHP611(W), GHP620(W), GHP621(W)

DATE

5/25/2024

FIRMWARE FILE INFORMATION

- Firmware file name: ghp610fw.bin

MD5: cb3d5410844e1fe752b9de843eebdf4b

BUG FIX

- Fixed Device randomly does not allow to make any change
- Fixed Device time display issue for certain time zone
- Fixed Device SSH Vulnerability

FIRMWARE VERSION 1.0.1.62

PRODUCT NAME

GHP610(W), GHP611(W), GHP620(W), GHP621(W)

DATE

4/9/2024

FIRMWARE FILE INFORMATION

- Firmware file name: ghp610fw.bin

MD5: 0063a83f331b7e0cf312fdeac1b61275

ENHANCEMENT

- Update icons in Speed Dial

FIRMWARE VERSION 1.0.1.61

PRODUCT NAME

GHP610(W), GHP611(W), GHP620(W), GHP621(W)

DATE

2/21/2024

FIRMWARE FILE INFORMATION

- Firmware file name: ghp610fw.bin

MD5: a51b9ceffb84ccfb661dccbc643a4050

ENHANCEMENT

- Improved DNS SRV query behavior

BUG FIX

- Fixed Device does not send RTP after receiving 181 SIP message

FIRMWARE VERSION 1.0.1.60

PRODUCT NAME

GHP610(W), GHP611(W), GHP620(W), GHP621(W)

DATE

12/5/2023

FIRMWARE FILE INFORMATION

- Firmware file name: ghp610fw.bin
MD5: 6417dae1d242b70cee24d090e5b95ec4

ENHANCEMENT

- Improved Web UI tooltips

BUG FIX

- Fixed The Value in the exported alias format configuration file is not displayed correctly
- Fixed Device alias for field names with userld

FIRMWARE VERSION 1.0.1.54

PRODUCT NAME

GHP610(W), GHP611(W), GHP620(W), GHP621(W)

DATE

8/2/2023

FIRMWARE FILE INFORMATION

- Firmware file name: ghp610fw.bin

MD5: ebdeb6e69d798ffd7fdec9e8d24fda42

ENHANCEMENT

- Improved Web UI tooltips
- Added Warning prompt if IPv4 set does not comply with the rules
- Added Support to display Serial Number in Web UI system info page

BUG FIX

- Fixed Device random code expires too quickly
- Fixed Device cannot connect to hidden SSID
- Fixed Device Web UI searching feature issue

FIRMWARE VERSION 1.0.1.49

PRODUCT NAME

GHP610(W), GHP611(W), GHP620(W), GHP621(W)

DATE

6/30/2023

FIRMWARE FILE INFORMATION

- Firmware file name: ghp610fw.bin

MD5: ad756deae476b0cb0589e1e57834736e

ENHANCEMENT

- Improved Web UI display strings
- Improved Web UI tooltips
- Added Support of Account Sharing [ACCOUNT SHARING]
- Added Support to enable IVR [ENABLE IVR]

BUG FIX

- Fixed Device TLS/SRTP call gets one-way audio issue after the call up for about 2 minutes
- Fixed Device (GRP2602W) cannot connect to the Wi-Fi under certain circumstances
- Fixed Device cannot automatically get provisioned by Zoom's account via ZTP
- Fixed Device does not send HTTP post again if changing from Static IP to DHCP

NEW FEATURES OVERVIEW

ACCOUNT SHARING

- **Web Configuration**

This option can be found under device web UI → Application → Account Sharing.

Basic Settings

Enable Account Sharing [?]

Role in Account Sharing [?]

Group Name [?]

Group Password [?]

Account Settings

Account [?]

Account Name [?]

- Functionality**

Enable Account Sharing: Select whether to enable Account Sharing.

Role in Account Sharing: Select the role that the current device will play in the network, the guest device role does not need to register an account on IPPBX, and can make calls in and out of the network through the account set by the host device role.

Group Name: Set the group name, in the host-guest mode, devices with the same group name can discover each other. Note: This item is mandatory if using Account Sharing. The verification format is domain type.

Group Password: In the host-guest mode, after setting the group password, the guest device with the same group password as the host device can successfully register an account on the host device. Note: This item is mandatory if using Account Sharing.

Account: For the host device role, this setting determines which host device account will be used as the guest device outgoing and incoming account for calls outside the Account Sharing. For the guest device role, this setting determines which account the guest device will use to register on the host device.

Account Name: This setting specifies the account name corresponding to the account used by the guest device.

Sync Ringing In Group: Set whether to enable synchronization of all successfully registered guest device ringtones within the group.

- Pvalues**

Pvalue	Description	Value Range	Default
22521	<New Pvalue> Enable Account Sharing	0 – No, 1 - Yes	No
22522	<New Pvalue> Role in Account Sharing	0 – Host Device, 1 – Guest Device	Guest Device

22527	<New Pvalue> Group Name	String	AccountSharing
22523	<New Pvalue> Group Password	String	AccountSharing
22524	<New Pvalue> Account	0 – Account 1, 1 – Account 2	Account 1
22525	<New Pvalue> Account Name	String	NULL
22526	<New Pvalue> Sync Ringing In Group	0 – No, 1 - Yes	No

ENABLE IVR

- Web Configuration**

This option can be found under device web UI → System Settings → Security Settings.

Enable IVR 

- Functionality**

Set to enable or disable IVR.

- Pvalues**

Pvalue	Description	Value Range	Default
253	<New Pvalue> Enable IVR	1 – No, 0 - Yes	Yes

FIRMWARE VERSION 1.0.1.37

PRODUCT NAME

GHP610(W), GHP611(W), GHP620(W), GHP621(W)

DATE

3/28/2023

FIRMWARE FILE INFORMATION

- Firmware file name: ghp610fw.bin
MD5: 2ee82d99c58625e3fbb3b62ec0c74e8f

ENHANCEMENT

- Improved Web UI display strings
- Improved Web UI tooltips
- Added Support of Redial Expiration [REDIAL EXPIRATION]
- Added Support of PNP Service [PNP SERVICE]
- Added Support of keep alive to NAT Traversal
- Added Support of local call features [LOCAL CALL FEATURES]
- Added Support of “*87” as blind transfer feature code with Local Call Features enabled

BUG FIX

- Fixed The NAT IP was not used
- Fixed NTP key information cannot be updated successfully
- Fixed Device provisioning fails if first DNS server assigned by DHCP is down
- Fixed Device web UI login random password does not update after 5 minutes

NEW FEATURES OVERVIEW

REDIAL EXPIRATION

- **Web Configuration**

This option can be found under device web UI → Phone Settings → Call Settings.

Redial Expiration (min) 

- **Functionality**

Set a timeout(min) for the redial key, after which the previous callout trace will be cleared and the redial key will be invalid. If set to 0, the previous callout trace will not be removed permanently unless the device is

turned off. Note: This configuration item also affects the call return soft key timeout in MPK.



- **Pvalues**


Pvalue	Description	Value Range	Default
22516	<New Pvalue> Redial Expiration (min)	Number: 0 - 1440	30


PNP SERVICE

- **Web Configuration**

The related options can be found under device web UI → Application → PNP Service.

Enable PNP  

PNP URL Mode 

PNP URL 

- **Functionality**

Enable PNP: Configure whether to enable PNP function. After enabling, automatic configuration is supported, and up to 100 devices can be configured.

PNP URL Mode: Select the PNP URL mode, including local and custom, custom does not support to fill in the local machine related address.

PNP URL: The configuration terminal can take the server address of the configuration file. The server address can be the IP address of the terminal that provides PNP services. It cannot be configured as a local related parameter.

- **Pvalues**

Pvalue	Description	Value Range	Default
22032	<New Pvalue> Enable PNP	Value = 0; No Value = 1; Yes	No
22033	<New Pvalue> Redial Expiration (min)	String	null

LOCAL CALL FEATURES

- **Web Configuration**

This option can be found under device web UI → Account x → Call Settings.

Enable Local Call Features 

- **Functionality**

When enabled, the phone will use the local call function, dial * 87 plus number to use local blind forwarding; When disable, the server-side call function code will be used.

- **Pvalues**

Pvalue	Description	Value Range	Default
191/420	<New Pvalue> Enable Local Call Features	Value = 0; No Value = 1; Yes	No

FIRMWARE VERSION 1.0.1.33

PRODUCT NAME

GHP610(W), GHP611(W), GHP620(W), GHP621(W)

DATE

2/23/2023

FIRMWARE FILE INFORMATION

- Firmware file name: ghp610fw.bin

MD5: dc36b6799b9517b30405ed4692b86c19

ENHANCEMENT

- Added Support of “Enable Basic Settings in IVR” configuration [ENABLE BASIC SETTINGS IN IVR]
- Added Support of NAT Traversal [NAT TRAVERSAL]
- Added Support of STUN server [STUN SERVER]
- Added Support of “*87” as blind transfer feature code with Local Call Features enabled

BUG FIX

- Fixed The path for uploading CA certificate for added SSID is not filtered when set “Security Mode” to “WPA2-802.1x”
- Fixed Device plays volume adjustment sound after the other party ends the call
- Fixed Device web UI displays an invalid message when the Ip prefix is changed
- Fixed Device does not apply VLAN while it is set by LLDP
- Fixed The old SSID does not be deleted after editing

NEW FEATURES OVERVIEW

ENABLE BASIC SETTINGS IN IVR

- **Web Configuration**

This option can be found under device web UI → System Settings → Security Settings → User Info Management.

Enable Basic Settings in IVR 

- **Functionality**

If this option is enabled, IVR can modify the IP, gateway, subnet mask, DNS, profile download protocol and firmware download protocol of the phone.

If this option is disabled, the IVR refuses to execute the above instructions.

- **Pvalues**

Pvalue	Description	Value Range	Default
22513	<New Pvalue> Enable Basic Settings in IVR	Value = 0; No Value = 1; Yes	Yes

NAT TRAVERSAL

- **Web Configuration**

This option can be found under device web UI → Account x → Basic Settings → Network Settings.

NAT Traversal ?

- **Functionality**

Set whether to activate the NAT penetration mechanism. When set to "STUN" and specifying the STUN server address, detection will be based on the STUN server.

- **Pvalues**

Pvalue	Description	Value Range	Default
P52 /P414	<New Pvalue> NAT Traversal	Value = 0; No Value = 1; STUN	No

STUN SERVER

- **Web Configuration**

This option can be found under device web UI → Phone Settings → Basic Settings.

STUN Server ?

- **Functionality**

Set IP address or Domain name of the STUN server. Only non-symmetric NAT routers work with STUN.

- **Pvalues**

Pvalue	Description	Value Range	Default
P76	<New Pvalue> Stun Server	String	NULL

FIRMWARE VERSION 1.0.1.29

PRODUCT NAME

GHP610(W), GHP611(W), GHP620(W), GHP621(W)

DATE

12/29/2022

FIRMWARE FILE INFORMATION

- Firmware file name: ghp610fw.bin

MD5: 7e292633a6af8581ac58e20986f9bd69

This is the initial version for GHP610(W), GHP611(W), GHP620(W), GHP621(W).