

# GWN771x Light Managed Switch Firmware Release Notes

## Table of Content

<b>IMPORTANT UPGRADING NOTE .....</b>	<b>3</b>
<b>FIRMWARE FILE DOWNLOAD .....</b>	<b>4</b>
<b>FIRMWARE VERSION 1.0.3.11 .....</b>	<b>5</b>
PRODUCT NAME .....	5
DATE .....	5
FIRMWARE FILE INFORMATION .....	5
CHANGES/ENHANCEMENT.....	5
NEW FEATURE OVERVIEW.....	6
<b>[GWN7710R] FIRMWARE VERSION 1.0.1.25.....</b>	<b>12</b>
PRODUCT NAME .....	12
DATE .....	12
FIRMWARE FILE INFORMATION .....	12
CHANGES/ENHANCEMENT.....	12
<b>FIRMWARE VERSION 1.0.1.25 .....</b>	<b>13</b>
PRODUCT NAME .....	13
DATE .....	13
FIRMWARE FILE INFORMATION .....	13
CHANGES/ENHANCEMENT.....	13
<b>FIRMWARE VERSION 1.0.1.22 .....</b>	<b>14</b>
PRODUCT NAME .....	14
DATE .....	14
FIRMWARE FILE INFORMATION .....	14
CHANGES/ENHANCEMENT.....	14
<b>FIRMWARE VERSION 1.0.1.8.....</b>	<b>15</b>
PRODUCT NAME .....	15
DATE .....	15
FIRMWARE FILE INFORMATION .....	15
CHANGES/ENHANCEMENT.....	15



## IMPORTANT UPGRADING NOTE

1. **GWN771x 1.0.1.22 requires GWN Manager version to be at least 1.1.28.27 or newer.**

## FIRMWARE FILE DOWNLOAD

Individual firmware files are available for downloading at URL below:

<https://www.grandstream.com/support/firmware>

# FIRMWARE VERSION 1.0.3.11

## PRODUCT NAME

GWN7711, GWN7711P, GWN7710R

## DATE

09/12/2024

## FIRMWARE FILE INFORMATION

- GWN7711, 7711P, 7710R Firmware file name: gwn771xfw.bin  
MD5 checksum: 75123a2286a960a5292a894ef3da1bbc

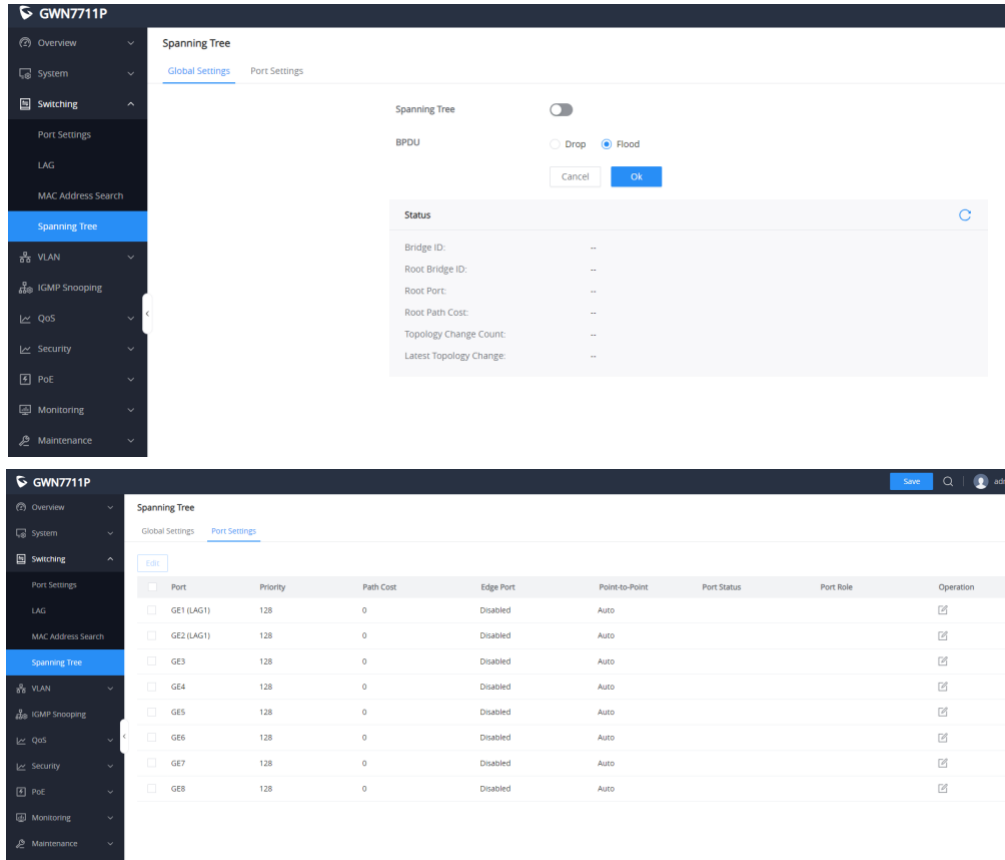
## CHANGES/ENHANCEMENT

- Added support for LLDP features.
- Added support for SNMP features.
- Added support for spanning tree features.
- Added support for Admin VLAN features.
- Added support for DHCP SNOOPING features.
- Added support for PoE ping watchdog features.
- Added support for ',' character for password
- Added support to allow user to paste a MAC address separated by '-' in MAC field, for example: E0-BE-03-82-8E-2E.
- Added support for latest GWN Cloud features.
- Added support for latest GWN Manager features.
- GWN7710R added support for configuring all LED lights ON or OFF through webpage.
- Optimize and adjust some task stack memory allocation
- Changed to turn off all PoE led before upgrade restart avoid indicator color confusion.
- Changed backup filename to Model + Mac Address instead of config + timestamp.
- Fixed the cable length detection error is relatively large when using a 100m cable.
- Fixed network upgrade page. The HTTP/HTTPS user name and password cannot support 32 bits.
- Fixed the issue that after all network cables of the device are unplugged, the IP address should be restored to 192.168.0.254.
- Fixed the issue that when no device is connected, the port indicator should not be on.
- Fixed the issue that manually uploaded firmware should not enter led flashing mode.
- Fixed the issue that DHCP Option 43 b.http upgrade mode fails.
- Fixed the issue that after the DHCP server is switched to obtain an IP address, the client address of the lease renewal packet is incorrect.
- Fixed the issue that the port indicator should not flash orange when the supply standard is 24V DC 2Pair.
- Internal bug fixes.

## NEW FEATURE OVERVIEW

- **Added support for Spanning Trees**

Devices running this protocol discover loops in the network by exchanging information with each other, selectively block certain ports, and finally prune the loop network into a loop-free tree network structure, to prevent packets from multiplying and looping indefinitely in the loop network. Avoid the problem of degrading the packet processing capacity caused by the device receiving the same message repeatedly.



The screenshot displays the configuration interface for Spanning Tree on a GWN7711P device. It is divided into two main sections: Global Settings and Port Settings.

**Global Settings:**

- Spanning Tree:** A toggle switch is turned on.
- BPDUs:** The 'Flood' option is selected over 'Drop'.
- Status Table:**

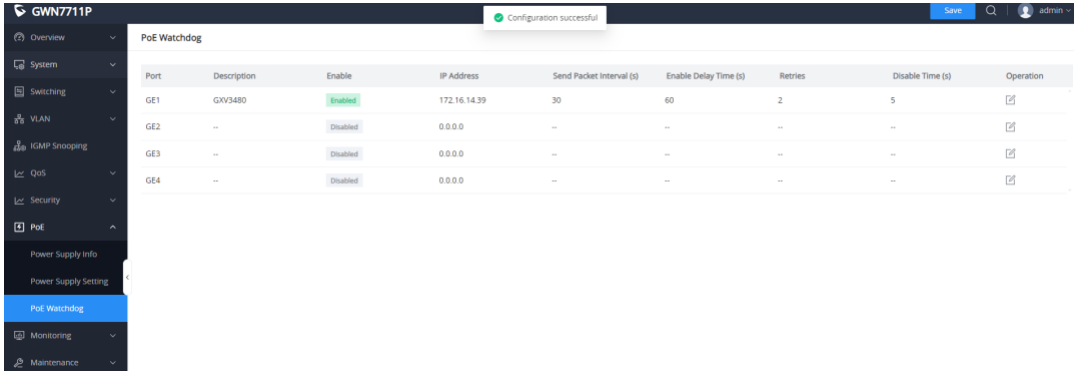
Bridge ID:	--
Root Bridge ID:	--
Root Port:	--
Root Path Cost:	--
Topology Change Count:	--
Latest Topology Change:	--

**Port Settings:**

Port	Priority	Path Cost	Edge Port	Point-to-Point	Port Status	Port Role	Operation
<input type="checkbox"/> GE1 (LAG1)	128	0	Disabled	Auto			<a href="#">✎</a>
<input type="checkbox"/> GE2 (LAG1)	128	0	Disabled	Auto			<a href="#">✎</a>
<input type="checkbox"/> GE3	128	0	Disabled	Auto			<a href="#">✎</a>
<input type="checkbox"/> GE4	128	0	Disabled	Auto			<a href="#">✎</a>
<input type="checkbox"/> GE5	128	0	Disabled	Auto			<a href="#">✎</a>
<input type="checkbox"/> GE6	128	0	Disabled	Auto			<a href="#">✎</a>
<input type="checkbox"/> GE7	128	0	Disabled	Auto			<a href="#">✎</a>
<input type="checkbox"/> GE8	128	0	Disabled	Auto			<a href="#">✎</a>

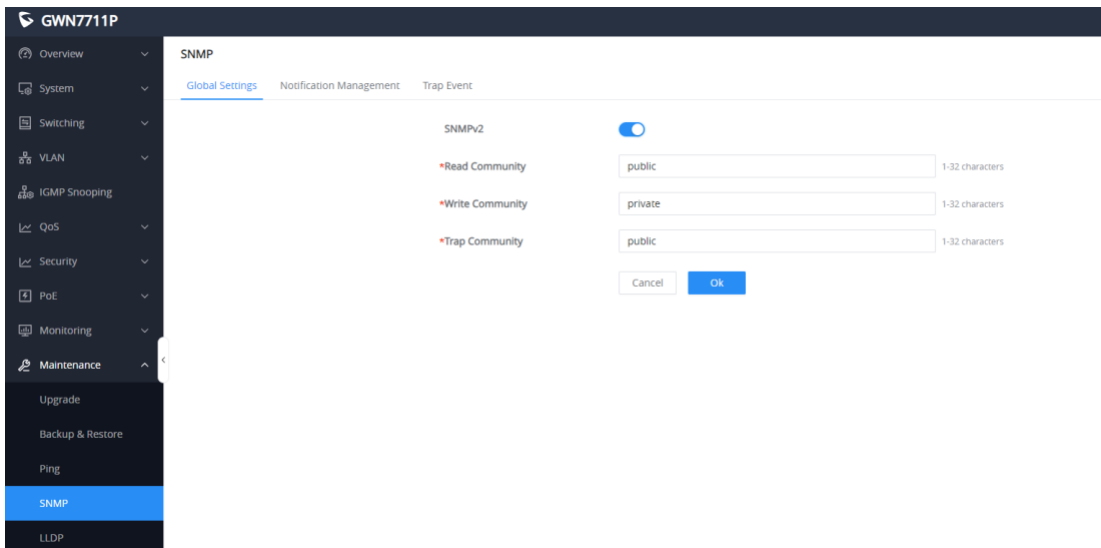
- **Added support for PoE watchdog**

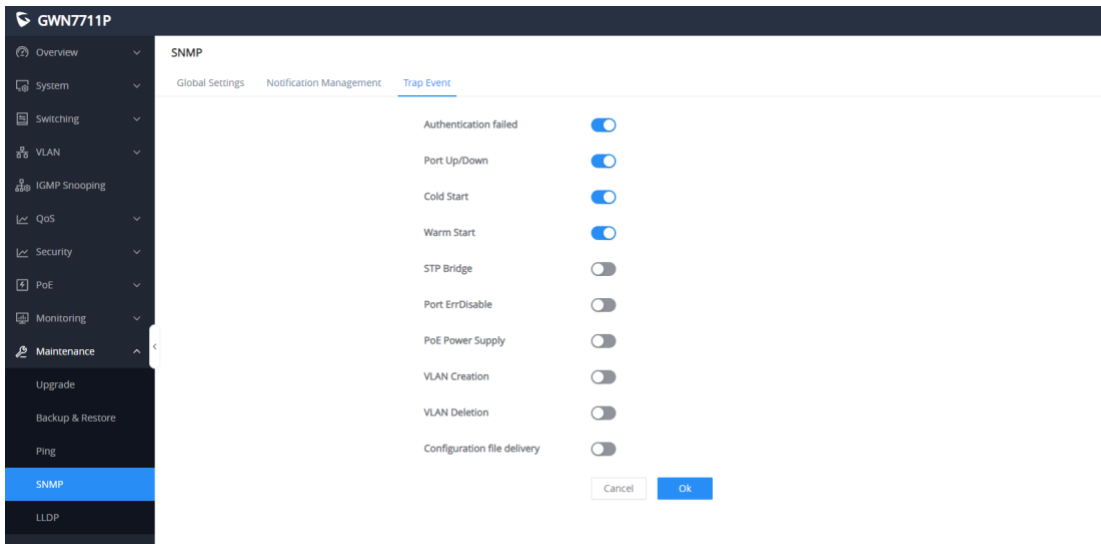
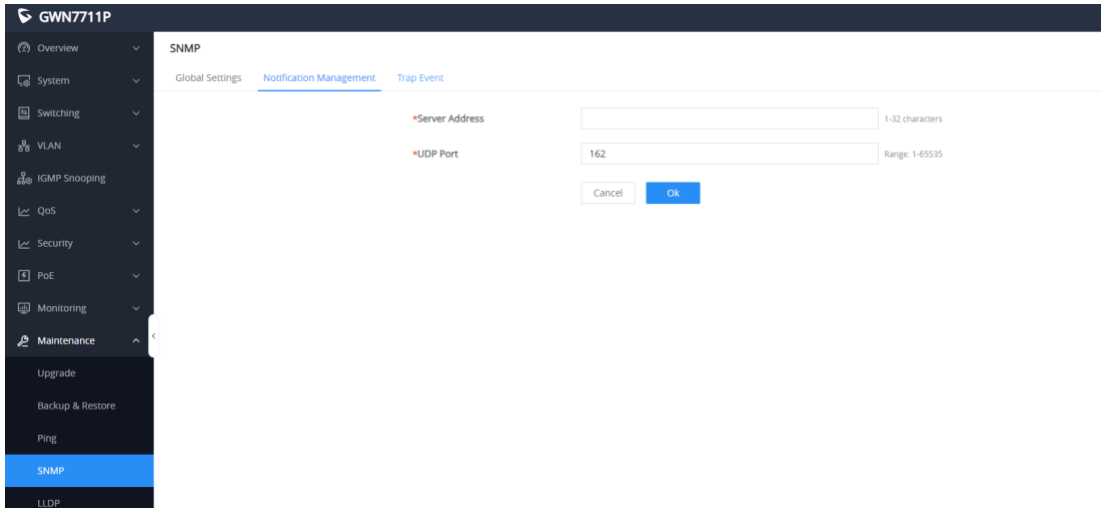
The watchdog function on the PoE port is added to check the connection between the device and the destination IP address by sending ping packets. When a link failure is detected, the PoE port will automatically power off and restart to help solve problems such as device failure and unresponsiveness in the environment.



- **Add support for SNMP function**

The SNMP feature manages network resources by allowing the central computer of the network management software, i.e., the network management workstation. Basic functions include monitoring port enablement, PoE power supply, detecting and analyzing network errors, and configuring network devices.

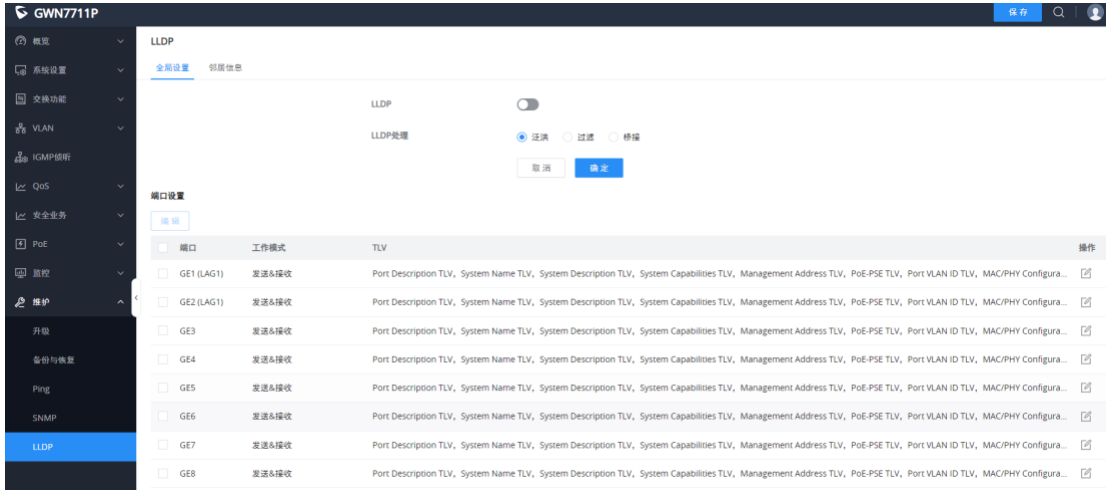




- **Add support for LLDP function**

The LLDP feature allows network devices to periodically send their own device information to neighbor devices. The network management system can obtain the switch information through the protocol and query and judge the communication status of the link.





**LLDP**

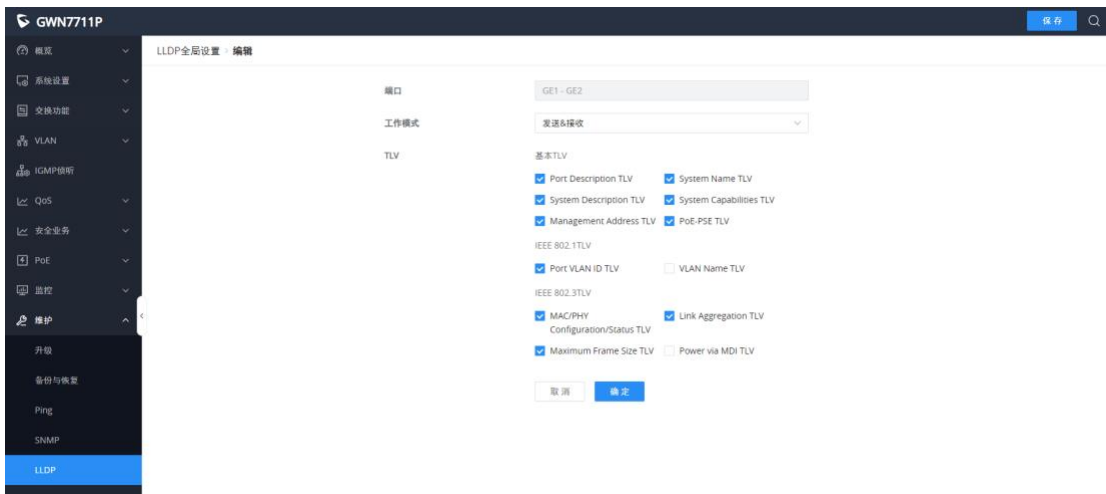
全局设置 配置信息

LLDP

LLDP处理  泛洪  过滤  静噪

端口设置

端口	工作模式	TLV	操作
<input type="checkbox"/> GE1 (LAG1)	发送&接收	Port Description TLV, System Name TLV, System Description TLV, System Capabilities TLV, Management Address TLV, PoE-PSE TLV, Port VLAN ID TLV, MAC/PHY Configura...	<input type="button" value="配置"/>
<input type="checkbox"/> GE2 (LAG1)	发送&接收	Port Description TLV, System Name TLV, System Description TLV, System Capabilities TLV, Management Address TLV, PoE-PSE TLV, Port VLAN ID TLV, MAC/PHY Configura...	<input type="button" value="配置"/>
<input type="checkbox"/> GE3	发送&接收	Port Description TLV, System Name TLV, System Description TLV, System Capabilities TLV, Management Address TLV, PoE-PSE TLV, Port VLAN ID TLV, MAC/PHY Configura...	<input type="button" value="配置"/>
<input type="checkbox"/> GE4	发送&接收	Port Description TLV, System Name TLV, System Description TLV, System Capabilities TLV, Management Address TLV, PoE-PSE TLV, Port VLAN ID TLV, MAC/PHY Configura...	<input type="button" value="配置"/>
<input type="checkbox"/> GE5	发送&接收	Port Description TLV, System Name TLV, System Description TLV, System Capabilities TLV, Management Address TLV, PoE-PSE TLV, Port VLAN ID TLV, MAC/PHY Configura...	<input type="button" value="配置"/>
<input type="checkbox"/> GE6	发送&接收	Port Description TLV, System Name TLV, System Description TLV, System Capabilities TLV, Management Address TLV, PoE-PSE TLV, Port VLAN ID TLV, MAC/PHY Configura...	<input type="button" value="配置"/>
<input type="checkbox"/> GE7	发送&接收	Port Description TLV, System Name TLV, System Description TLV, System Capabilities TLV, Management Address TLV, PoE-PSE TLV, Port VLAN ID TLV, MAC/PHY Configura...	<input type="button" value="配置"/>
<input type="checkbox"/> GE8	发送&接收	Port Description TLV, System Name TLV, System Description TLV, System Capabilities TLV, Management Address TLV, PoE-PSE TLV, Port VLAN ID TLV, MAC/PHY Configura...	<input type="button" value="配置"/>



**LLDP全局设置 编辑**

端口: GE1 - GE2

工作模式: 发送&接收

TLV

基本TLV

Port Description TLV  System Name TLV

System Description TLV  System Capabilities TLV

Management Address TLV  PoE-PSE TLV

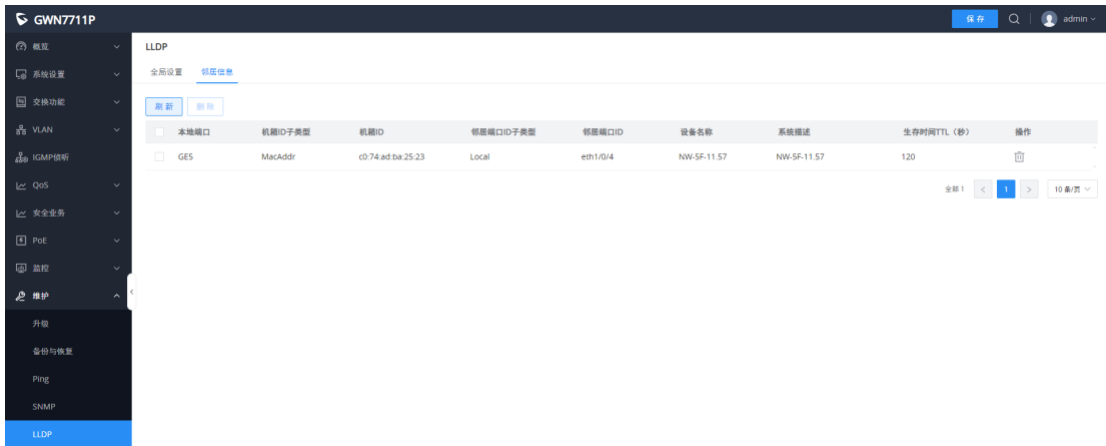
IEEE 802.1 TLV

Port VLAN ID TLV  VLAN Name TLV

IEEE 802.3 TLV

MAC/PHY Configuration/Status TLV  Link Aggregation TLV

Maximum Frame Size TLV  Power via MDI TLV



**LLDP**

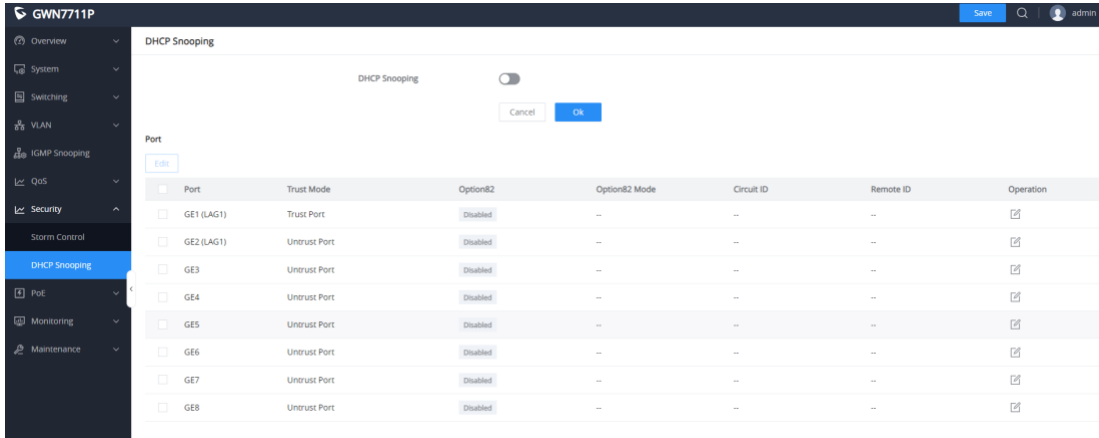
全局设置 邻居信息

本地端口	邻居ID子类型	邻居ID	邻居端口ID子类型	邻居端口ID	设备名称	系统描述	生存时间(TTL) (秒)	操作
<input type="checkbox"/> GE5	MacAddr	c0:74:ad:ba:25:23	Local	eth1/0/4	NW-SF-11.57	NW-SF-11.57	120	<input type="button" value="删除"/>

全部 1 < 1 > 10条/页

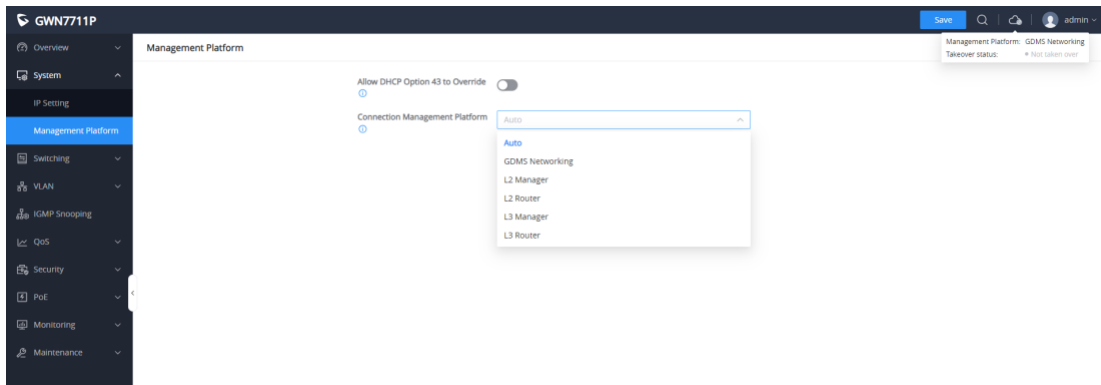
- **Support DHCP Snooping feature**

DHCP Snooping is a security feature of DHCP that ensures that the DHCP client obtains the IP address from the legitimate DHCP server and records the correspondence between the DHCP client and MAC address and other parameters to prevent attacks against DHCP on the network.

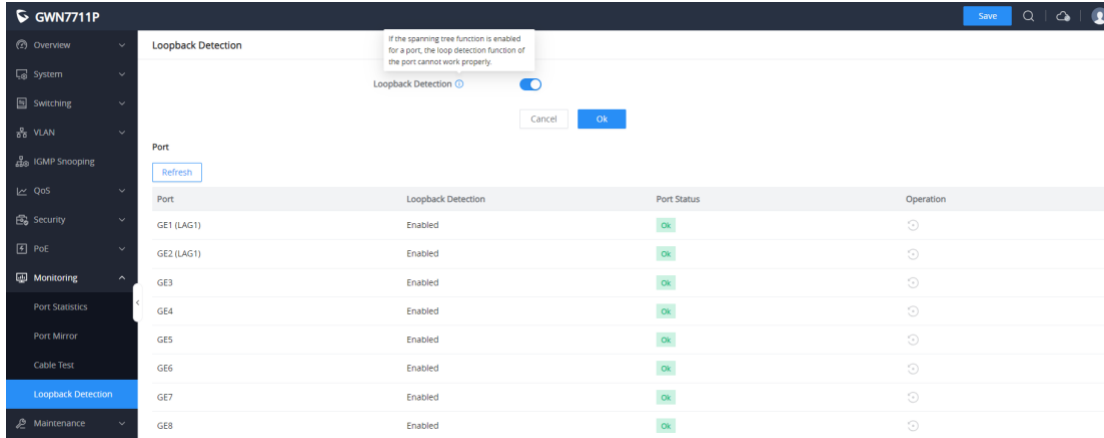


- **Add support for Management Platform**

The management platform that supports automatic selection or manual configuration of the only connection is supported, and the top icon prompts the takeover platform and the current connection status.

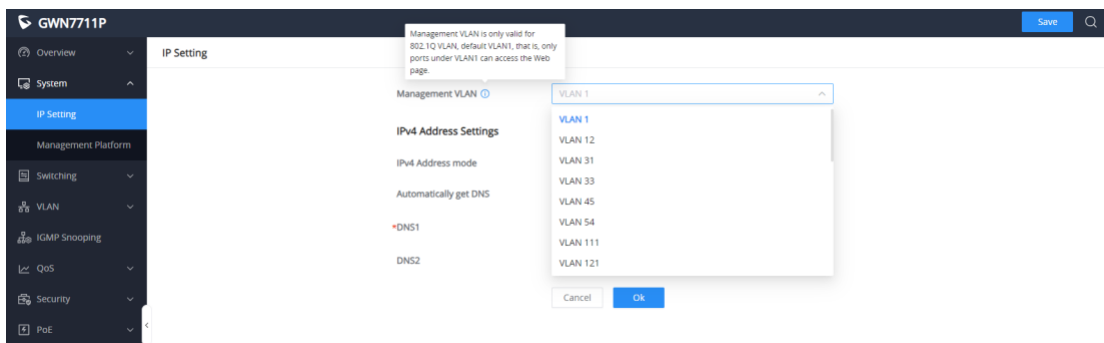


- **GWN7710R added LED switch, support one-click off device LED indicator**
- **Added Loop Detection status to the Loop Detection list, and changed the status of the table header to Port Status.**



- **Added Management VLAN configuration to IP Setting**

The management VLAN takes effect only for 802.1Q VLANs, and only ports that are configured as management VLANs can access web pages.



## [GWN7710R] FIRMWARE VERSION 1.0.1.25

### PRODUCT NAME

GWN7710R

### DATE

09/06/2024

### FIRMWARE FILE INFORMATION

- GWN771x Firmware file name: gwn771xfw.bin  
MD5 checksum: 8848d1c537dd43334a6d0b469decf8c2

### CHANGES/ENHANCEMENT

- This is the first release of GWN7710R.

## FIRMWARE VERSION 1.0.1.25

### PRODUCT NAME

GWN7711, GWN7711P

### DATE

07/24/2024

### FIRMWARE FILE INFORMATION

- GWN771x Firmware file name: gwn771xfw.bin  
MD5 checksum: 8848d1c537dd43334a6d0b469decf8c2

### CHANGES/ENHANCEMENT

- Internal bug fixes.

## FIRMWARE VERSION 1.0.1.22

### PRODUCT NAME

GWN7711, GWN7711P

### DATE

06/24/2024

### FIRMWARE FILE INFORMATION

- GWN771x Firmware file name: gwn771xfw.bin  
MD5 checksum: 84701a2f468187d8f6554a2f533a7001

### CHANGES/ENHANCEMENT

- Optimized Web UI display.
- Added support for GDMS Networking and GWN Manager.
- Added the cloud connection status icon.
- Added the risk alarm for PSE reset.
- Added prompt when saving the PoE function.
- Fixed the issue with maximum output budget limit for PoE max.
- Fixed Strom control threshold related issues.
- Fixed the issue where the upper and lower priority traffic restrictions is abnormal in 802.3af/at forced mode.
- Fixed the login lock out issue.
- Fixed the issue where device would not reboot on exception.
- Fixed PoE configuration related issue.
- Fixed DHCP Option 43 HTTP upgrade issue.
- Internal bug fixes.

## **FIRMWARE VERSION 1.0.1.8**

### **PRODUCT NAME**

GWN7711, GWN7711P

### **DATE**

04/17/2024

### **FIRMWARE FILE INFORMATION**

- GWN771x Firmware file name: gwn771xfw.bin  
MD5 checksum: 0a63382e03c93451e6e43752e1e35b64

### **CHANGES/ENHANCEMENT**

- This is the first release of GWN771x.